

(1) (a) Statement showing ShareHolding Pattern

Name of the Company : Betala Global Securities Ltd.

Scrip Code : 531530

Quarter Ended : 30-Jun-2015

M

| A. Partly paid up Shares                                                            | Number of Partly Paid-up Shares | As a % of Total No. of Partly paid-up Shares       | As a % of Total no. of Shares of the Company                  |
|-------------------------------------------------------------------------------------|---------------------------------|----------------------------------------------------|---------------------------------------------------------------|
| Held by Promoters/ Promoters Group                                                  | 0                               |                                                    |                                                               |
| Held by Public                                                                      | 0                               |                                                    |                                                               |
| [ Total-D ]                                                                         | 0                               |                                                    |                                                               |
| B. Outstanding Conv. Securities                                                     | No. of Outstanding Securities   | As a % of Total no. of Outstanding Conv-SECURITIES | As a % of Total no. of shares of the Co., assuming full conv. |
| Held by Promoters/ Promoters Group                                                  | 0                               |                                                    |                                                               |
| Held by Public                                                                      | 0                               |                                                    |                                                               |
| [ Total-E ]                                                                         | 0                               |                                                    |                                                               |
| C. Warrants                                                                         | No. of Warrants                 | As a % of Total no. of WARRANTS                    | As a % of Total no. of shares of the Co., assuming full conv. |
| Held by Promoters/ Promoters Group                                                  | 0                               |                                                    |                                                               |
| [ Total-F ]                                                                         |                                 |                                                    |                                                               |
| Total Paid-Up Capital of the Comp assuming Full conv' of warrants & Conv Securities | 1375000                         |                                                    |                                                               |
| Total                                                                               | 1375000                         |                                                    |                                                               |



(1) (a) Statement showing ShareHolding Pattern


Name of the Company : Betala Global Securities Ltd.

Scrip Code : 531530

Quarter Ended : 30-Jun-2015

LM

| Cat of Shareholder                | Num-of Holders | Total-no Shares | No-of Share in-Dmt-form | Tot-Shareholding                |               | Shares Pledged or otherwise encumbered |         |
|-----------------------------------|----------------|-----------------|-------------------------|---------------------------------|---------------|----------------------------------------|---------|
|                                   |                |                 |                         | as a (%) of tot number of share | as-a % of A+B | Num of Share                           | As a(%) |
| <b>A: Promoter &amp; its Grp:</b> |                |                 |                         |                                 |               |                                        |         |
| i: Indian                         |                |                 |                         |                                 |               |                                        |         |
| a: Individual/Huf                 | 1              | 118600          | 118600                  | 8.625                           | 8.625         | 0                                      | .000    |
| b: Central/State Gov              | 0              | 0               | 0                       |                                 |               | 0                                      | .000    |
| c: Bodies Corporates              | 0              | 0               | 0                       |                                 |               | 0                                      | .000    |
| d: Fins / Banks                   | 0              | 0               | 0                       |                                 |               | 0                                      | .000    |
| e: Any Other specify              | 0              | 0               | 0                       |                                 |               | 0                                      | .000    |
| ii:-                              | 0              | 0               | 0                       |                                 |               |                                        |         |
| Sub-Total-A(1)                    | 1              | 118600          | 118600                  | 8.625                           | 8.625         | 0                                      | .000    |
| <b>B: Foreign</b>                 |                |                 |                         |                                 |               |                                        |         |
| a: Indv NRI/For Ind               | 0              | 0               | 0                       |                                 |               | 0                                      | .000    |
| b: Bodies Corporate               | 0              | 0               | 0                       |                                 |               | 0                                      | .000    |
| c: Institutions                   | 0              | 0               | 0                       |                                 |               | 0                                      | .000    |
| d: Qualified For Invs:            | 0              | 0               | 0                       |                                 |               |                                        |         |
| e: Any Other Specify              | 0              | 0               | 0                       |                                 |               | 0                                      | .000    |
| ii:-                              | 0              | 0               | 0                       |                                 |               |                                        |         |
| Sub-Total-A(2)                    | 0              | 0               | 0                       |                                 |               | 0                                      | .000    |
| Total Shareholding:               |                |                 |                         |                                 |               |                                        |         |
| Promoter & Group                  |                |                 |                         |                                 |               |                                        |         |



(i) (a) Statement showing ShareHolding Pattern -(Cont..2)

Name of the Company : Betala Global Securities Ltd

Report made on: 30 Jun 2014  
 Quarter ended: 30 Jun 2014

| Cat of Shareholder          | Num-of Holders | Total-no Shares | No-of Share in-Dmt-form | Tot-Shareholding                  |                   | Shares Pledged or otherwise encumbered |
|-----------------------------|----------------|-----------------|-------------------------|-----------------------------------|-------------------|----------------------------------------|
|                             |                |                 |                         | as a (%) of total number of share | as a (%) of A+B+C |                                        |
| <b>B. Public Sh-Holding</b> |                |                 |                         |                                   |                   |                                        |
| 1: Institutions             |                |                 |                         |                                   |                   |                                        |
| a: Mutual Funds             | 0              | 0               | 0                       |                                   |                   |                                        |
| b: Fins / Banks             | 0              | 0               | 0                       |                                   |                   |                                        |
| c: Central/State Govt:      | 0              | 0               | 0                       |                                   |                   |                                        |
| d: Venture Cap Fund         | 1              | 50              | 50                      | .004                              | .004              |                                        |
| e: Insurance Comp(s)        | 0              | 0               | 0                       |                                   |                   |                                        |
| f: Foreign Ins Invest:      | 0              | 0               | 0                       |                                   |                   |                                        |
| g: Foreign Ven Cap In:      | 0              | 0               | 0                       |                                   |                   |                                        |
| h: Qualified For Invs:      | 0              | 0               | 0                       |                                   |                   |                                        |
| i: Any Other -Specify:      | 0              | 0               | 0                       |                                   |                   |                                        |
| i1:-                        | 0              | 0               | 0                       |                                   |                   |                                        |
| i2:-                        | 0              | 0               | 0                       |                                   |                   |                                        |
| Sub-Total-B(1)              | 1              | 50              | 50                      | .004                              | .004              |                                        |



## (1) (a) Statement showing ShareHolding Pattern -(Cont..2)

Name of the Company : Betala Global Securities Ltd.

Scrip Code : 531530

Quarter Ended : 30-Jun-2015

M

| Cat of Shareholder     | Num of Holders | Total no Shares | No of Share in-Dmt form | Tot Shareholding as a (%) of tot number of share |                 | Shares Pledged or otherwise encumbered Num of Share: As a(%) |
|------------------------|----------------|-----------------|-------------------------|--------------------------------------------------|-----------------|--------------------------------------------------------------|
|                        |                |                 |                         | as-a % of A+B                                    | as-a % of A+B+C |                                                              |
| 2: Non-Institutions    |                |                 |                         |                                                  |                 |                                                              |
| a: Bodies Corporates   | 51             | 110425          | 109950                  | 8.031                                            | 8.031           |                                                              |
| b: Individual Holding: |                |                 |                         |                                                  |                 |                                                              |
| i) upto Rs 1-Lac:      | 1414           | 654602          | 569086                  | 47.607                                           | 47.607          |                                                              |
| ii) above Rs 1-Lac:    | 16             | 471045          | 471045                  | 34.258                                           | 34.258          |                                                              |
| c: Qualified For Invs: | 0              | 0               | 0                       |                                                  |                 |                                                              |
| d: Any Other -Clr-Mem: | 0              | 0               | 0                       |                                                  |                 |                                                              |
| d1: -OCB               | 0              | 0               | 0                       |                                                  |                 |                                                              |
| d2: -NRI               | 6              | 20278           | 20278                   | 1.475                                            | 1.475           |                                                              |
| Sub-Total-B(2)         | 1487           | 1256350         | 1170359                 | 91.371                                           | 91.371          |                                                              |
| Total (B)=B(1)+B(2)    | 1488           | 1256400         | 1170409                 | 91.375                                           | 91.375          |                                                              |
| Total (A+B)            | 1489           | 1375000         | 1289009                 | 100.000                                          | 100.000         |                                                              |
| D: Held by Custodian   |                |                 |                         |                                                  |                 |                                                              |
| against Dep-Receipt:   |                |                 |                         |                                                  |                 |                                                              |
| 1: Promoter & Pro Grp: | 0              | 0               | 0                       |                                                  |                 | 0.000                                                        |
| 2: Public              | 0              | 0               | 0                       |                                                  |                 |                                                              |
| Grand Total (A+B+C)    | 1489           | 1375000         | 1289009                 | 100.000                                          | 100.000         |                                                              |




## (I) (c) i Share Holding Pattern- Category -Public [ 1% &amp; above ]

Name of the Company : Betala Global Securities Ltd.

Scrip Code : 531530

Quarter Ended : 30-Jun-2015

| Srl | Ref-Key    | Name of the Share Holder    | Total Shares Held |                 | Detail of Warrant      |                                          | Detail of Con-Sec |                                                                          | Total Shares (inc underlying shares) |
|-----|------------|-----------------------------|-------------------|-----------------|------------------------|------------------------------------------|-------------------|--------------------------------------------------------------------------|--------------------------------------|
|     |            |                             | -Number           | :As a % (A+B+C) | :Numb of Warrants Held | :As a %:Numb of Warrants of Tot:Conv Sec | :Numb of Conv Sec | :As a %:underlying shares of Tot:conversion of (Conver:wars & conv secd) |                                      |
| 1   | AGBP8783D  | ANAND MOHAN                 | 68050             | 4.949           | 0                      | .000                                     | 0                 | .000                                                                     | 4.949                                |
| 2   | ABJPT3853C | ANITA TULSYAN               | 17639             | 1.283           | 0                      | .000                                     | 0                 | .000                                                                     | 1.283                                |
| 3   | ADOPD5289P | ANJANI KUMAR DHANUKA        | 13861             | 1.008           | 0                      | .000                                     | 0                 | .000                                                                     | 1.008                                |
| 4   | ABPPB7585B | CHHOTALAL RAMJIBHAI BHANDER | 84552             | 6.149           | 0                      | .000                                     | 0                 | .000                                                                     | 6.149                                |
| 5   | AIYPM0964B | GAJENDRA JEETMAL MALU       | 29094             | 2.116           | 0                      | .000                                     | 0                 | .000                                                                     | 2.116                                |
| 6   | AABPJ4691H | HITESH RAMJI JAVERI         | 24061             | 1.750           | 0                      | .000                                     | 0                 | .000                                                                     | 1.750                                |
| 7   | AGVPM7209A | JAWHAR MUKHERJEE            | 25000             | 1.818           | 0                      | .000                                     | 0                 | .000                                                                     | 1.818                                |
| 8   | AAACK7991D | KLB SECURITIES PVT. LTD.    | 37500             | 2.727           | 0                      | .000                                     | 0                 | .000                                                                     | 2.727                                |
| 9   | ADFP8744B  | KRISHNA MURARI AGRAWAL      | 21800             | 1.585           | 0                      | .000                                     | 0                 | .000                                                                     | 1.585                                |
| 10  | ADIKK7099A | KRISHNA MURARI AGRAWAL (HUF | 24300             | 1.767           | 0                      | .000                                     | 0                 | .000                                                                     | 1.767                                |
| 11  | ABPFB586C  | KUNDAN CHHOTALAL BHANDERI   | 20016             | 1.456           | 0                      | .000                                     | 0                 | .000                                                                     | 1.456                                |
| 12  | ACNPV6242L | MAHENDRA M VALA             | 39818             | 2.896           | 0                      | .000                                     | 0                 | .000                                                                     | 2.896                                |
| 13  | AIYPM0965A | NARAYAN BANWARILAL MALU     | 48847             | 3.553           | 0                      | .000                                     | 0                 | .000                                                                     | 3.553                                |
| 14  | ADFPJ0754L | PRAVIN KUMAR DHARAM CHAND J | 16450             | 1.196           | 0                      | .000                                     | 0                 | .000                                                                     | 1.196                                |
| 15  | AJJPS0974R | PREMA SUBRAMANYAM           | 16452             | 1.197           | 0                      | .000                                     | 0                 | .000                                                                     | 1.197                                |
| 16  | APGPS7977F | SIVA PARVATHI KARASALA      | 18400             | 1.338           | 0                      | .000                                     | 0                 | .000                                                                     | 1.338                                |
| 16  | <Totals>   | -Public [ 1% & above ]      | 505840            | 36.788          | 0                      | .000                                     | 0                 | .000                                                                     | 36.788                               |



(1) (d) Details of Locked in Shares

Company Name: Betula Global Securities Ltd

Scr. No. 531530 Quarter Ended: 30 Jun 2015

| Srl-#      | Name of the Holder | Lock-Scp | %-to-Total | -Category |
|------------|--------------------|----------|------------|-----------|
|            | - NIL -            | - NIL -  |            |           |
| 0 <Totals> | Locked in Shares   | 0        | .000       |           |



(II) (a) Details of Depository Receipts (DRs)

Name of the Company : Betala Global Securities Ltd.

Script Code : 531530

Quarter Ended : 30-Jun 2015

| Srl-# | Ref-Num | Name of the Holder | Typ | no-of DRs | sh-under os-Drs | (%) -to Total |
|-------|---------|--------------------|-----|-----------|-----------------|---------------|
|-------|---------|--------------------|-----|-----------|-----------------|---------------|

- NIL -                      - NIL -


|          |  |                                      |  |   |  |      |
|----------|--|--------------------------------------|--|---|--|------|
| >Totals> |  | Details of Depository Receipts (DRs) |  | 0 |  | .000 |
|----------|--|--------------------------------------|--|---|--|------|



(II) (b) Statement Showing Holding of Depository Receipts (DR"s) where underlying Shares Held by Promoter/Prom Group are in excess of [ 1% ] of Total SHs  
Name of the Company : Betala Global Securities Ltd.

Scrip Code : 531530 Quarter Ended : 30-Jun-2015

|            |                                         |         |      |
|------------|-----------------------------------------|---------|------|
| - NIL -    |                                         | - NIL - |      |
| 0 <Totals> | Depository Receipts in excess of [ 1% ] | 0       | .000 |






(I) (c) ii Share Holding Pattern-Category -Public [ 5% & above ]

Name of the Company : Betala Global Securities Ltd.

Scrip Code : 531530

Quarter Ended : 30-Jun-2015

| Sri:Ref-Key  | Name of the Share Holder    | Total Shares Held | Detail of Warrant | Detail of Con-Sec         | Total Shares (inc |   |      |       |
|--------------|-----------------------------|-------------------|-------------------|---------------------------|-------------------|---|------|-------|
| :Number      | :As a %                     | :Numb of          | :As a %:Numb of   | :As a %:underlying shares |                   |   |      |       |
| :            | :(A+B+C)                    | :Warrants         | :of Tot:Conv Sec  | :of Tot:assuming full     |                   |   |      |       |
| :            | :                           | Held              | War of:Heid       | :No of :conversion of     |                   |   |      |       |
| :            | :                           | :                 | :same :           | :Conver:wars & conv secs) |                   |   |      |       |
| :            | :                           | :                 | :class :          | :secur:as a % of diluted  |                   |   |      |       |
| :            | :                           | :                 | :                 | :share capital            |                   |   |      |       |
| 1 ABPPB7585B | CHHOTALAL RAMJIBHAI BHANDER | 84552             | 6.149             | 0                         | .000              | 0 | .000 | 6.149 |
| 1 <Totals>   | -Public [ 5% & above ]      | 84552             | 6.149             | 0                         | .000              | 0 | .000 | 6.149 |



Part (B) Share Holding Pattern -Category -Promoter & Promoter Group

Name of the Company : Betala Global Securities Ltd.

Scrip Code : 531530

Quarter Ended : 30-Jun-2015

M

| Sri: | Name of the Share Holder         | Total Shares Held | As a % | Pledge/otherwise Encumber | As a % | Detail of Warran   | Detail of        | Con-Sec | Total Shares (inc          |
|------|----------------------------------|-------------------|--------|---------------------------|--------|--------------------|------------------|---------|----------------------------|
| :    | :                                | -Number           | :      | -Number                   | :      | As a %: Numb of    | As a %: Numb of  | :       | As a %: underlying         |
| :    | :                                | Grand             | :      | Grand                     | :      | of Grand: Warrants | of Tot: Conv Sec | :       | of Tot: assuming full      |
| :    | :                                | -Total            | :      | -Total                    | :      | : Held             | : War of: Held   | :       | No of : conversion of      |
| :    | :                                | (A+B+C)           | :      | (A+B+C)                   | :      | : same             | : same           | :       | : Conver: wars & conv secs |
| :    | :                                | :                 | :      | : sub-cla:                | :      | : class            | :                | :       | : secur: as a % of diluted |
| :    | :                                | :                 | :      | :                         | :      | :                  | :                | :       | share capital              |
| 1    | ROOP CHAND BETALA                | 118600            | 8.625  | 0                         | .000   | .000               | 0                | .000    | 8.625                      |
| -    | Total Promoter & Promoter Group: | 118600            | 8.625  | 0                         | .000   | .000               | 0                | .000    | 8.625                      |



Status & Sub-Status Wise Report : As on 30-Jun-2015

| Order Status & Sub-Status Heads | Qty  | (%)     | Holding Qty | (%)     |
|---------------------------------|------|---------|-------------|---------|
| 1 00 General Public             | 1430 | 96.038  | 1125647     | 81.865  |
| 1 04 Promoters-Ind              | 1    | .067    | 118600      | 8.625   |
| 1 * STATUS - TOTAL *            | 1431 | 96.105  | 1244247     | 90.490  |
| 2 01 NRI-Rep                    | 5    | .336    | 20153       | 1.466   |
| 2 02 NRI-Non-Rep                | 1    | .067    | 125         | .009    |
| 2 * STATUS - TOTAL *            | 6    | .403    | 20278       | 1.475   |
| 4 12 For Corp Bodies            | 51   | 3.425   | 110425      | 8.031   |
| 4 14 Venture Capital            | 1    | .067    | 50          | .004    |
| 4 * STATUS - TOTAL *            | 52   | 3.492   | 110475      | 8.035   |
| ** GRAND - TOTAL **             | 1489 | 100.000 | 1375000     | 100.000 |



Name of the Company : Betala Global Securities Ltd.

Categories of Shareholders as on 30-Jun-2015


| CATEGORY                                                                              | No of Shares held | % of Share holding |
|---------------------------------------------------------------------------------------|-------------------|--------------------|
| <b>A. Promoter(s) Holding</b>                                                         |                   |                    |
| 1. Promoter(s)                                                                        |                   |                    |
| - Indian Promoters                                                                    | 118600            | 8.625              |
| - Foreign Promoters                                                                   | 0                 | .000               |
| 2. Persons acting in concert                                                          | 0                 | .000               |
| <b>Sub-Total</b>                                                                      | <b>118600</b>     | <b>8.625</b>       |
| <b>B. Non-Promoters Holding</b>                                                       |                   |                    |
| <b>3. Institutional Investors</b>                                                     |                   |                    |
| a. Banks, Financial Inst., Insurance Company (Central/State Govt Inst./Non-Govt Inst) | 0                 | .000               |
| c. FII(s)                                                                             | 0                 | .000               |
| <b>Sub-Total</b>                                                                      | <b>0</b>          | <b>.000</b>        |
| <b>4. Others</b>                                                                      |                   |                    |
| a. Private Corporate Bodies                                                           | 110475            | 8.035              |
| b. Indian Public                                                                      | 1125647           | 81.865             |
| c. NRI/OCBs                                                                           | 20278             | 1.475              |
| d. Any-Other (Foreign-Companies) Clearing Members                                     | 0                 | .000               |
| <b>Sub-Total</b>                                                                      | <b>1256400</b>    | <b>91.375</b>      |
| <b>Grand-Total</b>                                                                    | <b>1375000</b>    | <b>100.000</b>     |

Note : 1)

Name, Number of shares held and percentage shareholding of entities/persons holding more than 1% is enclosed herewith

|                              | No. of Shares | Percentage Holding in (%) |
|------------------------------|---------------|---------------------------|
| Total Foreign Shareholding : | 20278         | 1.475                     |


Note: Shareholding pattern in the case of demated shares has been prepared based on download of data received from NSDL/CDSL as on 30-Jun-2015



Status & Sub-Status Wise Report : As on 30-Jun-2015

Indian Promoters

| FOL/CLI# | SIGL | NAME OF THE SHARE HOLDERS | HOLDG  | % TO Cap |
|----------|------|---------------------------|--------|----------|
| 10025462 | 1 04 | ROOP CHAND BETALA         | 118600 | 8.625    |
| 000001   | A1A  | Indian Promoters          | 118600 | 8.625    |



Status & Sub-Status Wise Report : As on 30-Jun-2015

Private Corporate Bodies

| FOL/CLI# | SIGL | NAME OF THE SHARE HOLDERS        | HOLDG | % TO Cap |
|----------|------|----------------------------------|-------|----------|
| 10004499 | 4 09 | KLB SECURITIES PVT. LTD.         | 37500 | 2.727    |
| 16455912 | 4 09 | SAROJANI BUILDERS PVT. LTD.      | 13100 | .953     |
| 16776942 | 4 09 | RAMABEN SAMANI FINANCE PVT LTD   | 9875  | .718     |
| 22209714 | 4 09 | PODDAR PROJECTS LTD              | 6825  | .496     |
| 28368097 | 4 09 | GONTERMANN PEIPERS (INDIA) LIMI  | 6825  | .496     |
| 32677022 | 4 09 | SWANLAMI EDUCATIONAL TRUST       | 6250  | .455     |
| 00096687 | 4 09 | AROMA SECURITIES LIMITED         | 6000  | .436     |
| 18494213 | 4 09 | GYAN SECURITY PRESS (P) LTD      | 5000  | .364     |
| 18818888 | 4 09 | SPACE CORPORATION LTD.           | 4825  | .351     |
| 00008338 | 4 09 | RAJHANS BUSINESS AND FINANCE LI  | 1250  | .091     |
| 00000016 | 4 09 | CPR CAPITAL SERVICES LTD         | 1000  | .073     |
| 01320629 | 4 09 | MOTILAL OSWAL FINANCIAL SERVICE  | 962   | .070     |
| 10000130 | 4 09 | SHRI PARASRAM HOLDINGS PVT.LTD.  | 934   | .068     |
| 00461695 | 4 09 | HANDEFUL INVESTRADE PVT LTD      | 875   | .064     |
| 16482000 | 4 09 | PRIMASONIC INFORMATION SOLUTION  | 861   | .063     |
| 10445584 | 4 09 | AMBIANCE LEASINVEST PRIVATE LIM  | 750   | .055     |
| 00063069 | 4 09 | VEE VEE EN SONS (EXPORTS) PRIVA  | 625   | .045     |
| 10000158 | 4 09 | M/S NOBLEMAN MANAGEMENT CONSULT  | 525   | .038     |
| 00023645 | 4 09 | SHREYA VYAPAAR PRIVATE LIMITED   | 500   | .036     |
| 10018888 | 4 09 | GUINNESS SECURITIES LIMITED      | 500   | .036     |
| 10174815 | 4 09 | INTELLIGENT MONEY MANAGERS PVT   | 500   | .036     |
| 10000096 | 4 09 | RONANZA PORTFOLIO LTD            | 425   | .031     |
| 10000096 | 4 09 | ALMIFA ASSOCIATES LTD            | 375   | .027     |
| 10000096 | 4 09 | KARVY STOCK BROKING LIMITED-DS   | 362   | .026     |
| 00000066 | 4 09 | ANGEL BROKING PRIVATE LIMITED.   | 350   | .025     |
| 0000795  | 4 09 | MOOLCHAND SECURITIES PVT LTD     | 350   | .025     |
| 00007808 | 4 09 | JAINAM SHARE CONSULTANTS PVT. L  | 323   | .023     |
| 00000010 | 4 09 | TRUSTLINE SECURITIES LTD         | 300   | .022     |
| 10283572 | 4 09 | LSE SECURITIES LTD.              | 298   | .022     |
| 02285055 | 4 09 | RUCHIRAJ SHARES AND STOCK BROKE  | 249   | .018     |
| 00100828 | 4 09 | KHIMSARA SECURITIES PRIVATE LTD  | 247   | .018     |
| 10101664 | 4 09 | SHARPLINE TRADING CO. PVT. LTD.  | 243   | .018     |
| 10155100 | 4 09 | ACUMEN CAPITAL MARKET (INDIA) LT | 237   | .017     |
| 10285500 | 4 09 | NAREDI INVESTMENT PVT. LTD.      | 200   | .015     |
| 000687   | 4 09 | KANHA FINVEST PRIVATE LIMITED *  | 125   | .009     |
| 00068717 | 4 09 | ARCADIA SHARE AND STOCK BROKERS  | 125   | .009     |
| 10168888 | 4 09 | INDIA INFOLINE LIMITED           | 125   | .009     |
| 10177091 | 4 09 | EDELWEISS BROKING LTD            | 109   | .008     |
| 10385219 | 4 09 | EXCLUSIVE SECURITIES LTD         | 100   | .007     |
| 15964855 | 4 09 | PRISM INTERTRADE INDIA PRIVATE   | 100   | .007     |
| 10000006 | 4 09 | DEAL DEPOT BROKERAGE PRIVATE LI  | 87    | .006     |
| 10033190 | 4 09 | HEMKUNT STOCK BROKING PVT. LTD   | 50    | .004     |
| 10091246 | 4 09 | SEEMA SECURITIES PVT. LTD.       | 50    | .004     |
| 13796660 | 4 14 | MAHA RASHTRA APEX CORPORATION L  | 50    | .004     |
| 00000265 | 4 09 | DANI SHARES AND STOCKS PVT.LTD.  | 25    | .002     |
| 10001849 | 4 09 | CHANDRA KIRAN SECURITIES (P) LTD | 25    | .002     |
| 16136684 | 4 09 | HEBE FINANCIAL SERVICES PVT. LT  | 25    | .002     |
| 00007312 | 4 09 | RAGA FINVEST LIMITED             | 17    | .001     |
| 10160640 | 4 09 | INDUS PORTFOLIO PVT. LTD         | 11    | .001     |
| 00000000 | 4 09 | BETA GLOBAL SECURITIES LTD       | 0     | .000     |



Status & Sub-Status Wise Report : As on 30-Jun-2015

Private Corporate Bodies

| FOL/CLI# | SIGL NAME OF THE SHARE HOLDERS | HOLDG  | % TO Cap |
|----------|--------------------------------|--------|----------|
| 000052   | CIA Private Corporate Bodies   | 110475 | 8.035    |



Status & Sub-Status Wise Report : As on 30-Jun-2015

Nri / OCB

| FOL/CLI# | SIGL | NAME OF THE SHARE HOLDERS | HOLDG | % TO Cap |
|----------|------|---------------------------|-------|----------|
| 14842029 | 2 01 | SIVA PARVATHI KARASALA    | 18400 | 1.338    |
| 11731807 | 2 01 | ANVARUDDIN MUHAMMED KUNJU | 1250  | .091     |
| 11168164 | 2 01 | MANCHEM ANJANEYULU        | 500   | .036     |
| 10594414 | 2 02 | GEORGE SAMUEL             | 125   | .009     |
| 11676369 | 2 01 | KANISHKA KRISHNA SURANA   | 2     | .000     |
| 10117804 | 2 01 | MEENA SURANA              | 1     | .000     |
| -----    |      |                           |       |          |
| 000006   | C3A  | Nri / OCB                 | 20278 | 1.475    |
| -----    |      |                           |       |          |





Status &amp; Sub-Status Wise Report : As on 30-Jun-2015

List of Holders holding 01.000% &amp; above

| FOL/CLI# | NAME OF THE SHARE HOLDER       | HOLDG  | % Cap  | Category         |
|----------|--------------------------------|--------|--------|------------------|
| 40741475 | CHHOTALAL RAMJIBHAI BHANDERI   | 84552  | 6.149  | Indian Public    |
| 40520742 | ANAND MOHAN                    | 68050  | 4.949  | Indian Public    |
| 00264769 | NARAYAN BANWARILAL MALU        | 48847  | 3.553  | Indian Public    |
| 50023270 | MAHENDRA M VALA                | 39818  | 2.896  | Indian Public    |
| 00264754 | GAJENDRA JEETMAL MALU          | 29094  | 2.116  | Indian Public    |
| 10881911 | JAWHAR MUKHERJEE               | 25000  | 1.818  | Indian Public    |
| 10111011 | KRISHNA SUBRAMANIAM            | 24307  | 1.767  | Indian Public    |
| 20041818 | HITESH RAMJI JAVERI            | 24061  | 1.750  | Indian Public    |
| 10149616 | KRISHNA MURARI AGRAWAL         | 21800  | 1.585  | Indian Public    |
| 40758155 | KUNDAN CHHOTALAL BHANDERI      | 20016  | 1.456  | Indian Public    |
| 00089871 | ANITA TULSYAN                  | 17639  | 1.283  | Indian Public    |
| 22201758 | PREMA SUBRAMANYAM              | 16452  | 1.197  | Indian Public    |
| 00000344 | PRAVIN KUMAR DHARAM CHAND JAIN | 16450  | 1.196  | Indian Public    |
| 10180806 | ANJANI KUMAR DHANUKA           | 13861  | 1.008  | Indian Public    |
| 10025462 | ROOP CHAND BETALA              | 118600 | 8.625  | Indian Promoter  |
| 14842029 | SIVA PARVATHI KARASALA         | 18400  | 1.338  | nri/Ocbs         |
| 10004499 | KLB SECURITIES PVT. LTD.       | 37500  | 2.727  | Pvt Corpt Bodies |
| 000017   | [ '01.000% ] & above holders   | 624440 | 45.413 |                  |



Status & Sub-Status Wise Report : As on 30-Jun-2015

List of Top (100) Holders (General)

| FOL/CLI# | SIGL | NAME OF THE SHARE HOLDERS     | HOLDG  | % TO Cap |
|----------|------|-------------------------------|--------|----------|
| 10423200 | 1 00 | RASTIABEN DEEPAKBHAI GAUDANI  | 4436   | .323     |
| 00070959 | 1 00 | VASUDEO MALU (HUF)            | 4042   | .294     |
| 00004826 | 1 00 | ANAND CHHANGANI               | 4000   | .291     |
| 14008898 | 1 00 | TUSHAR KANTY GHOSH            | 3922   | .285     |
| 10558219 | 1 00 | PANKAJ D SHAH                 | 3752   | .273     |
| 16610617 | 1 00 | JALAJ INDARSAIN BATRA         | 3750   | .273     |
| 50608015 | 1 00 | GADHIYA HIRJIBHAI BACHUBHAI   | 3508   | .255     |
| 10075342 | 1 00 | CHAIN ROOP DAGA               | 3500   | .255     |
| 15653260 | 1 00 | SHASHIKALA MALU               | 3429   | .249     |
| 10279056 | 1 00 | YASHODHAN G GARG (HUF)        | 3375   | .245     |
| 49160830 | 1 00 | VALA PRAKASH MAHENDRABHAI     | 3260   | .237     |
| 00110843 | 1 00 | SANDEEP SETHI                 | 3250   | .236     |
| 00156805 | 1 00 | V V DURGA PRASADA RAJU        | 3000   | .218     |
| 00044381 | 1 00 | KIRTI KALYANJI GADECHA        | 3000   | .218     |
| 00044381 | 1 00 | JASH K PUMAR                  | 3000   | .218     |
| 00044381 | 1 00 | JANDEI KUMAR JAIN             | 3000   | .218     |
| 00044381 | 1 00 | BHUPENDRA BHANSALI            | 3000   | .218     |
| 49189925 | 1 00 | VALA PRAMOD MAHENDRABHAI      | 2987   | .217     |
| 40146076 | 1 00 | DILIP KUMAR SURANA (HUF)      | 2762   | .201     |
| 00000615 | 1 00 | ANJU KHANNA                   | 2750   | .200     |
| 42811470 | 1 00 | YAMINI SHALIN SHAH            | 2750   | .200     |
| 10001859 | 1 00 | NARASIMHA REDDY T             | 2675   | .195     |
| 00002621 | 1 00 | RADHE SHYAM BUNG              | 2500   | .182     |
| 00026175 | 1 00 | AMIT AGARWAL                  | 2500   | .182     |
| 000840   | 1    | HIRJI T SHAH                  | 2500   | .182     |
| 000845   | 1    | MAHENDER H SHAH               | 2500   | .182     |
| 000849   | 1    | NABEEL ABBAS                  | 2500   | .182     |
| 00119530 | 1 00 | SHAMBHUDAYAI PYARELAI GUPTA   | 2500   | .182     |
| 00000000 | 1 00 | JUBIN P VORA                  | 2500   | .182     |
| 10219437 | 1 00 | BINA JITENDRA RUPANI          | 2500   | .182     |
| 11207754 | 1 00 | V T MOORTHY                   | 2500   | .182     |
| 22107973 | 1 00 | SANJAY KUMAR JAIN             | 2500   | .182     |
| 32235667 | 1 00 | RAJENDER KUMAR                | 2500   | .182     |
| 42716185 | 1 00 | MEENU GUPTA                   | 2500   | .182     |
| 50023255 | 1 00 | KANTABEN J PATEL              | 2500   | .182     |
| 11888827 | 1 00 | DEVYANI RAJESH MULE           | 2493   | .181     |
| 00156249 | 1 00 | KIRITKUMAR BABULAL SHAH       | 2487   | .181     |
| 10119394 | 1 00 | MAFIDEVI PARASMAL CHANDAN     | 2287   | .166     |
| 10041784 | 1 00 | GODAVRIBEN TULSIDAS MISTRY    | 2250   | .164     |
| 00044381 | 1 00 | SOBHIT AGRAWAL                | 2250   | .164     |
| 00021898 | 1 00 | ASHMITA ANIL DUDHATRA         | 2081   | .151     |
| 00044381 | 1 00 | SHALINI VENKOPPAL MALU        | 2000   | .145     |
| 00044381 | 1 00 | MAHARAJ KUMAR JAIN            | 2000   | .145     |
| 10646086 | 1 00 | SURESH JESINGLAL MEHANI       | 2000   | .145     |
| 20103170 | 1 00 | DILIP B BAFNA                 | 2000   | .145     |
| 22154013 | 1 00 | ABHAY KHICHA                  | 1999   | .145     |
| 10012265 | 1 00 | SANWAR MAL TODI               | 1930   | .140     |
| 00136244 | 1 00 | DEVICA NANIK CHANDIRAMANI     | 1900   | .138     |
| 000100   |      | Top (100) Holders - (General) | 992228 | 72.162   |



Status & Sub-Status Wise Report : As on 30-Jun-2015


List of Top (50) Holders (Individual)

| FOL/CLI# | SIGL | NAME OF THE SHARE HOLDERS      | HOLDG  | % TO Cap |
|----------|------|--------------------------------|--------|----------|
| 40741475 | 1 00 | CHHOTALAL RAMJIBHAI BHANDERI   | 84552  | 6.149    |
| 40520742 | 1 00 | ANAND MOHAN                    | 68050  | 4.949    |
|          |      | NARAYAN RAMWAILAL MALU         | 24961  | 1.853    |
|          |      | ...                            | ...    | ...      |
| 10881933 | 1 00 | JAMHAR MUKHERJEE               | 25000  | 1.818    |
| 10152612 | 1 00 | KRISHNA MURARI AGRAMAL (HUF)   | 24300  | 1.767    |
| 20087818 | 1 00 | HITESH RAMJI JAVERI            | 24061  | 1.750    |
| 10149616 | 1 00 | KRISHNA MURARI AGRAMAL         | 21800  | 1.585    |
| 40758155 | 1 00 | KUNDAN CHHOTALAL BHANDERI      | 20016  | 1.456    |
| 00089871 | 1 00 | ANITA TULSYAN                  | 17639  | 1.283    |
| 22201758 | 1 00 | PREMA SUBRAMANYAM              | 16452  | 1.197    |
| 00000344 | 1 00 | PRAVIN KUMAR DHARAM CHAND JAIN | 16450  | 1.196    |
| 10180806 | 1 00 | ANJANI KUMAR DHANUKA           | 13861  | 1.008    |
| 00337909 | 1 00 | HEMANT BOHRA                   | 10868  | .790     |
| 10012478 | 1 00 | AKHLAQE AHMED                  | 10237  | .745     |
| 10023983 | 1 00 | GIRDHARI LAL GUPTA             | 10000  | .727     |
| 13638241 | 1 00 | LATA GUPTA                     | 8500   | .618     |
| 000851   | 1    | PANKAJ VORA                    | 8175   | .595     |
| 10642257 | 1 00 | GIRISH C PATEL                 | 7635   | .555     |
| 000852   | 1    | PREETI VORA                    | 7575   | .551     |
| 000857   | 1    | REKHA VORA                     | 7575   | .551     |
| 16434830 | 1 00 | HARSH VARDHAN JAIN             | 7499   | .545     |
| 00019352 | 1 00 | SHRAWAN KUMAR RAMLAL MALU      | 7100   | .516     |
| 40914603 | 1 00 | N JIGNESH VORA                 | 6532   | .475     |
| 00028929 | 1 00 | HANSI CHETAN SHAH              | 6278   | .457     |
| 20867857 | 1 00 | IONA M PALIA                   | 6250   | .455     |
| 00089886 | 1 00 | DURGESH TULSYAN                | 5915   | .430     |
| 11294424 | 1 00 | CHETANYA NARULA                | 5750   | .418     |
|          |      | SMITA BATE                     | 5425   | .395     |
|          |      | PURIMAN CHETAN                 | 5400   | .393     |
|          |      | PAHUL ANIL PATEL               | 5300   | .385     |
| 19673832 | 1 00 | MANJULA RAI                    | 5250   | .382     |
| 10414836 | 1 00 | RAKSHA NIKHIL MANIHAR          | 5000   | .364     |
| 10471893 | 1 00 | RASHMI UDDHAV THACKERAY        | 5000   | .364     |
| 13985131 | 1 00 | UDDHAV BAL THACKERAY (HUF)     | 5000   | .364     |
| 40237012 | 1 00 | SURENDER KUMAR M               | 5000   | .364     |
| 00001278 | 1 00 | JOSEPH SEQUEIRA                | 4812   | .350     |
| 000843   | 1    | KANTILAL VORA                  | 4650   | .338     |
| 000846   | 1    | MAHESH VORA                    | 4600   | .335     |
| 000854   | 1    | RAJESH LAXMINARAYAN PANCHARIYA | 4437   | .323     |
| 10423200 | 1 00 | RASILABEN DEEPAKBHAI GAUDANI   | 4436   | .323     |
| 00070969 | 1 00 | VASUDEO MALU (HUF)             | 4042   | .294     |
| 00004826 | 1 00 | ANAND CHHANGANI                | 4000   | .291     |
| 14006948 | 1 00 | TISHAR KANTY GHOSH             | 3922   | .285     |
| 10558219 | 1 00 | PANKAJ D SHAH                  | 3752   | .273     |
| 16610617 | 1 00 | JALAJ INDARSAIN BATRA          | 3750   | .273     |
| 50608015 | 1 00 | GADHIYA HIRJIBHAI BACHUBHAI    | 3508   | .255     |
| 10075342 | 1 00 | CHAIN ROOP DAGA                | 3500   | .255     |
| 15653260 | 1 00 | SHASHIKALA MALU                | 3429   | .249     |
| 000050   |      | Top (50) Holders - Individuals | 660042 | 48.003   |



-DISTRIBUTION SCHEDULE ON SCRIP VALUE -As On 30-Jun-2015

| SHARE (OR DEBENTURE)<br>OF NOMINAL VALUE |           | -NUM OF<br>HOLDERS | (%) OF<br>HOLDERS | T O T A L<br>A M O U N T | % OF<br>AMT |
|------------------------------------------|-----------|--------------------|-------------------|--------------------------|-------------|
| UPTO                                     | TO 5000   | 1205               | 80.93             | 1964880.00               | 14.29       |
| 5001                                     | TO 10000  | 112                | 7.52              | 868290.00                | 6.31        |
| 10001                                    | TO 20000  | 79                 | 5.31              | 1132840.00               | 8.24        |
| 20001                                    | TO 30000  | 29                 | 1.95              | 752720.00                | 5.47        |
| 30001                                    | TO 40000  | 10                 | .67               | 357460.00                | 2.60        |
| 40001                                    | TO 50000  | 12                 | .81               | 568020.00                | 4.13        |
| 50001                                    | TO 100000 | 22                 | 1.48              | 1519340.00               | 11.05       |
| 100001                                   | TO ABOVE  | 20                 | 1.34              | 6586450.00               | 47.90       |
| * * T O T A L * *                        |           | 1489               | 100.00            | 13750000.00              | 100.00      |



-DISTRIBUTION SCHEDULE ON NUMBER OF SHARES/DEBS -As On :30-Jun-2015

| SHARE (OR DEBENTURE) |           | NUM OF<br>HOLDERS | (%) OF<br>HOLDERS | T O T A L<br>SHARES (OR DEBS) | % OF<br>SH/DB |
|----------------------|-----------|-------------------|-------------------|-------------------------------|---------------|
| UPTO                 | TO 100    | 445               | 29.89             | 20316                         | 1.48          |
| 101                  | TO 200    | 399               | 26.80             | 57542                         | 4.18          |
| 201                  | TO 500    | 361               | 24.24             | 118630                        | 8.63          |
| 501                  | TO 1000   | 112               | 7.52              | 86829                         | 6.31          |
| 1001                 | TO 5000   | 130               | 8.73              | 281104                        | 20.44         |
| 10001                | TO 100000 | 19                | 1.28              | 540045                        | 39.28         |
| 100001               | TO ABOVE  | 1                 | .07               | 118600                        | 8.63          |
| * * T O T A L * *    |           | 1489              | 100.00            | 1375000                       | 100.00        |

