

(1)(a) Statement showing ShareHolding Pattern

Name of the Company : **Betala Global Securities Ltd.**

Quarter Ended : 30-09-2014


Scrip Code : 531530

| Partly paid-up Shares | No.of Partly paid-up Shares | As a % of total No. of Partly paid-up Shares | As a % of Total no. of Shares of the Company |
|---------------------------------------|-----------------------------|--|--|
| Held by Promoters/ Promoters Group | 0 | | |
| Held by Public | 0 | | |
| TOTAL - D | 0 | | |

| Outstanding Conv. Securities | No.of Outstanding Securities | As a % of Total no.of O/S Conv.Securities | As a % of Total no.of shares of the Co., assuming full conv. |
|---------------------------------------|------------------------------|---|--|
| Held by Promoters/ Promoters Group | 0 | | |
| Held by Public | 0 | | |
| TOTAL - E | 0 | | |

| Warrants : | No.of Warrants | As a % of Total no.of Warrants | As a % of Total no.of shares of the Co., assuming full conv. |
|---------------------------------------|----------------|--------------------------------|--|
| Held by Promoters/ Promoters Group | 0 | | |
| Held by Public | 0 | | |
| TOTAL - F | 0 | | |

| | |
|--|----------------|
| Total paid-up Capital of the Company assum- ing full conv. Of warrants & securities | 1375000 |
|--|----------------|



Scrip Code : 531530

Quarter Ended : 30-09-2014

| Category code | Category of Shareholder | Number of Shareholders | Total number of shares | Number of shares held in dematerialized form | Total shareholding as a percentage of total number of shares | | Shares pledged or otherwise encumbered | |
|---------------|--|------------------------|------------------------|--|--|----------------------------|--|-------------------------------|
| | | | | | As a percentage of(A+B) ¹ | As a percentage of (A+B+C) | Number of shares | As a % of Total No. of Shares |
| (A) | Shareholding of Promoter and Promoter Group | | | | | | | |
| 1 | Indian | | | | | | | |
| a | Individual/Huf | 1 | 118600 | 118600 | 8.625 | 8.625 | 0 | 0.000 |
| b | Central/State Gov | 0 | 0 | 0 | 0.000 | 0.000 | 0 | 0.000 |
| c | Bodies Corporates | 0 | 0 | 0 | 0.000 | 0.000 | 0 | 0.000 |
| d | Fins Banks | 0 | 0 | 0 | 0.000 | 0.000 | 0 | 0.000 |
| e | Any Other specify | 0 | 0 | 0 | 0.000 | 0.000 | 0 | 0.000 |
| e-1 | | 0 | 0 | 0 | 0.000 | 0.000 | 0 | 0.000 |
| e-2 | | 0 | 0 | 0 | 0.000 | 0.000 | 0 | 0.000 |
| | Sub Total(A)(1) | 1 | 118600 | 118600 | 8.625 | 8.625 | 0 | 0.000 |
| 2 | Foreign | | | | | | | |
| a | Indv NRI/For Ind | 0 | 0 | 0 | 0.000 | 0.000 | 0 | 0.000 |
| b | Bodies Corporate | 0 | 0 | 0 | 0.000 | 0.000 | 0 | 0.000 |
| c | Institutions | 0 | 0 | 0 | 0.000 | 0.000 | 0 | 0.000 |
| d | Qualified For Inv. | 0 | 0 | 0 | 0.000 | 0.000 | 0 | 0.000 |
| e | Any Other Specify | 0 | 0 | 0 | 0.000 | 0.000 | 0 | 0.000 |
| e-1 | | 0 | 0 | 0 | 0.000 | 0.000 | 0 | 0.000 |
| e-2 | | 0 | 0 | 0 | 0.000 | 0.000 | 0 | 0.000 |
| | Sub Total(A)(2) | 0 | 0 | 0 | 0.000 | 0.000 | 0 | 0.000 |
| | Total Shareholding of Promoter and Promoter Group Total (A)= (A)(1)+(A)(2) | 1 | 118600 | 118600 | 8.625 | 8.625 | 0 | 0.000 |
| (B) | Public shareholding | | | | | | | |
| 1 | Institutions | | | | | | | |
| a | Mutual Funds | 0 | 0 | 0 | 0.000 | 0.000 | | |
| b | Fins / Banks | 0 | 0 | 0 | 0.000 | 0.000 | | |
| c | Central/State Govt | 0 | 0 | 0 | 0.000 | 0.000 | | |
| d | Venture Cap Fund | 1 | 50 | 50 | 0.004 | 0.004 | | |
| e | Insurance Comp(s) | 0 | 0 | 0 | 0.000 | 0.000 | | |
| f | Foreign Ins Invest | 0 | 0 | 0 | 0.000 | 0.000 | | |
| g | Foreign Ven Cap In | 0 | 0 | 0 | 0.000 | 0.000 | | |



Statement Showing Shareholding Pattern - Table (I)(a)

Betala Global Securities Ltd.

Scrip Code : 531530


Quarter Ended : 30-09-2014

| Category code | Category of Shareholder | Number of Shareholders | Total number of shares | Number of shares held in dematerialized form | Total shareholding as a percentage of total number of shares | | Shares pledged or otherwise encumbered | |
|---------------|--|------------------------|------------------------|--|--|----------------------------|--|-------------------------------|
| | | | | | As a percentage of(A+B) ¹ | As a percentage of (A+B+C) | Number of shares | As a % of Total No. of Shares |
| h | Qualified For.Inv. | 0 | 0 | 0 | 0.000 | 0.000 | | |
| i | Any Other -Specify | 0 | 0 | 0 | 0.000 | 0.000 | | |
| i-1 | | 0 | 0 | 0 | 0.000 | 0.000 | | |
| i-2 | | 0 | 0 | 0 | 0.000 | 0.000 | | |
| | Sub-Total (B)(1) | 1 | 50 | 50 | 0.004 | 0.004 | | |
| B 2 | Non-institutions | | | | | | | |
| a | Bodies Corporates | 54 | 104719 | 104244 | 7.616 | 7.616 | | |
| b | Individuals | | | | | | | |
| | i) upto Rs 1-Lac | 1410 | 660433 | 575097 | 48.031 | 48.031 | | |
| | ii) above Rs1-Lac | 16 | 470920 | 470920 | 34.249 | 34.249 | | |
| c | Qualified For.Inv. | 0 | 0 | 0 | 0.000 | 0.000 | | |
| d | Any Other -Clr-Mem | 0 | 0 | 0 | 0.000 | 0.000 | | |
| d-1 | | 0 | 0 | 0 | 0.000 | 0.000 | | |
| d-2 | | 0 | 0 | 0 | 0.000 | 0.000 | | |
| | -OCB | 0 | 0 | 0 | 0.000 | 0.000 | | |
| | -NRI | 6 | 20278 | 20278 | 1.475 | 1.475 | | |
| | Sub-Total (B)(2) | 1486 | 1256350 | 1170539 | 91.371 | 91.371 | | |
| (B) | Total (B)=(B)(1)+(B)(2) | 1487 | 1256400 | 1170589 | 91.375 | 91.375 | | |
| | TOTAL (A)+(B) | 1488 | 1375000 | 1289189 | | 100.000 | 0 | 0.000 |
| (C) | Held by Custodians against Depository Receipts | | | | | | | |
| | PROMOTER & PRO GRP | 0 | 0 | 0 | | 0.000 | | |
| | PUBLIC | 0 | 0 | 0 | | 0.000 | | |
| | GRAND TOTAL (A)+(B)+(C) | 1488 | 1375000 | 1289189 | | 100.000 | 0 | 0.000 |




(I)(b) Statement showing holding of securities (including shares, warrants, convertible securities) of persons belonging to the category "Promoter and Promoter Group"

| Sr. No. | Ref. No | Name of the shareholder | Total Shares held | | Shares pledged or otherwise encumbered | | | Details of warrant | | Details of convertible securities | | Total shares (including underlying shares assuming full conversion of warrant and convertible securities) as a % of diluted share capital |
|---------|----------|---------------------------------|-------------------|-----------------------------------|--|------------------------|-----------------------------------|-------------------------|--|---------------------------------------|--|---|
| | | | Number | As a % of grand total (A)+(B)+(C) | Number | % of Total shares held | As a % of grand total (A)+(B)+(C) | Number of warrants held | As a % of total No of warrants of the same class | Number of convertible securities held | As a % of total No of convertible securities of the same class | |
| 1 | 10025462 | ROOP CHAND BETALA | 118600 | 8.625 | 0 | 0.000 | 0.000 | 0 | 0.000 | 0 | 0.000 | 8.625 |
| | | Total Promoter & Promoter Group | 118600 | 8.625 | 0 | 0.000 | 0.000 | 0 | 0.000 | 0 | 0.000 | 8.625 |




(D)(c) **Statement showing holding of securities (including shares, warrants, convertible securities) of persons belonging to the category "Public" and holding more than 1% of the total number of shares**

| Sr. No. | Ref-Num | Name of the shareholder | Number of shares | Shares as a percentage of total number of shares (i.e., Grand Total (A)+(B)+(C) indicated in Statement at para (I)(a) above) | Detail of warrant | | Details of convertible securities | | Total shares (including underlying shares assuming full conversion of warrant and convertible securities) as a % of diluted share capital |
|---------|------------|--------------------------------|------------------|--|-------------------------|--|---------------------------------------|--|---|
| | | | | | Number of warrants held | As a % of total No of warrants of the same class | Number of convertible securities held | As a % of total No of convertible securities of the same class | |
| 1 | AGBPA8783D | ANAND MOHAN | 68050 | 4.949 | 0 | 0.000 | 0 | 0.000 | 4.949 |
| 2 | ABJPT3853C | ANITA TULSYAN | 17639 | 1.283 | 0 | 0.000 | 0 | 0.000 | 1.283 |
| 3 | ADOPD5289P | ANJANI KUMAR DHANUKA | 13861 | 1.008 | 0 | 0.000 | 0 | 0.000 | 1.008 |
| 4 | ABPPB7585B | CHHOTALAL RAMJIBHAI BHANDERI | 84552 | 6.149 | 0 | 0.000 | 0 | 0.000 | 6.149 |
| 5 | AIYPM0964B | GAJENDRA JEETMAL MALU | 29094 | 2.116 | 0 | 0.000 | 0 | 0.000 | 2.116 |
| 6 | AABPJ4691H | HITESH RAMJI JAVERI | 24061 | 1.750 | 0 | 0.000 | 0 | 0.000 | 1.750 |
| 7 | AGVPM7209A | JAWHAR MUKHERJEE | 25000 | 1.818 | 0 | 0.000 | 0 | 0.000 | 1.818 |
| 8 | AAACK7991D | KLB SECURITIES PVT. LTD. | 37500 | 2.727 | 0 | 0.000 | 0 | 0.000 | 2.727 |
| 9 | ADFP8744B | KRISHNA MURARI AGRAWAL | 21800 | 1.585 | 0 | 0.000 | 0 | 0.000 | 1.585 |
| 10 | AADHK3209A | KRISHNA MURARI AGRAWAL | 24300 | 1.767 | 0 | 0.000 | 0 | 0.000 | 1.767 |
| 11 | ABPPB7586C | KUNDAN CHHOTALAL BHANDERI | 20016 | 1.456 | 0 | 0.000 | 0 | 0.000 | 1.456 |
| 12 | ADOPS5096H | M SUBRAMANYAM | 16452 | 1.197 | 0 | 0.000 | 0 | 0.000 | 1.197 |
| 13 | ACNPV6242L | MAHENDRA M VALA | 39818 | 2.896 | 0 | 0.000 | 0 | 0.000 | 2.896 |
| 14 | AIYPM0965A | NARAYAN BANWARILAL MALU | 48847 | 3.553 | 0 | 0.000 | 0 | 0.000 | 3.553 |
| 15 | ADFPJ0754L | PRAVIN KUMAR DHARAM CHAND JAIN | 16450 | 1.196 | 0 | 0.000 | 0 | 0.000 | 1.196 |
| 16 | APGPS7977F | SIVA PARVATHI KARASALA | 18400 | 1.338 | 0 | 0.000 | 0 | 0.000 | 1.338 |
| | | | | 0.000 | | | | | |
| | | Total | 505840 | 36.788 | 0 | 0.000 | 0 | 0.000 | 36.788 |



(i)(c) **Statement showing holding of securities (including shares, warrants, convertible securities) of persons (together with PAC) belonging to the category "Public" and holding more than 5% of the total number of shares**

| Sr. No. | Ref-Num | Name of the shareholder | Number of shares | Shares as a percentage of total number of shares (i.e., Grand Total (A)+(B)+(C) indicated in Statement at para (I)(a) above) | Details of warrant | | Details of convertible securities | | Total shares (including underlying shares assuming full conversion of warrant and convertible securities) as a % of diluted share capital |
|---------|------------|------------------------------|------------------|--|-------------------------|--|---------------------------------------|--|---|
| | | | | | Number of warrants held | As a % of total No of warrants of the same class | Number of convertible securities held | As a % of total No of convertible securities of the same class | |
| 1 | ABPPB7585B | CHHOTALAL RAMJIBHAI BHANDERI | 84552 | 6.149 0.000 | 0 | 0.000 | 0 | 0.000 | 6.149 |
| | | Total -Public [5% & above] | 84552 | 6.149 | 0 | 0.000 | 0 | 0.000 | 6.149 |
| | | | | | | | | | |
| | | | | | | | | | |
| | | | | | | | | | |
| | | | | | | | | | |
| | | | | | | | | | |
| | | | | | | | | | |
| | | | | | | | | | |
| | | | | | | | | | |
| | | | | | | | | | |
| | | | | | | | | | |
| | | | | | | | | | |
| | | | | | | | | | |
| | | | | | | | | | |
| | | | | | | | | | |
| | | | | | | | | | |
| | | | | | | | | | |
| | | | | | | | | | |
| | | | | | | | | | |
| | | | | | | | | | |
| | | | | | | | | | |
| | | | | | | | | | |




(I)(d) Statement showing details of locked-in shares

| Sr. No. | Ref- Num | Name of the shareholder | Number of locked-in shares | Locked-in shares as a percentage of total number of shares {i.e., Grand Total (A)+(B)+(C) indicated in Statement at para (I)(a) above} | Promoter/Promoter Group/Public |
|---------|----------|-------------------------|----------------------------|--|--------------------------------|
| | | | | | |
| | | | | | |
| | | Total Locked in Shares | 0 | 0.000 | |




(II)(a) Statement showing details of Depository Receipts (DRs)

| Sr. No. | Ref-Num | Name of theHolder | Type of outstanding DR (ADRs, GDRs, SDRs, etc.) | Number of outstanding DRs | Number of shares underlying outstanding DRs | Shares underlying outstanding DRs as a percentage of total number of shares {i.e., Grand Total (A)+(B)+(C) indicated in Statement at para (I)(a) above} |
|---------|---------|-------------------|---|---------------------------|---|---|
| | | | | | | |



(II)(b) Statement showing Holding of Depository Receipts (DRs), where underlying shares held by Promoter/Promoter Group are in excess of 1% of the total number of shares

| Sr. No. | Ref-Num | Name of the DR Holder | Type of outstanding DR (ADRs, GDRs, SDRs, etc.) | Number of outstanding DRs | Number of shares underlying outstanding DRs | Shares underlying outstanding DRs as a percentage of total number of shares {i.e., Grand Total (A)+(B)+(C) indicated in Statement at para (I)(a) above} |
|---------|---------|-----------------------|---|---------------------------|---|---|
| | | | | | | |



[Handwritten signature]