

(1)(a) Statement showing ShareHolding Pattern

Name of the Company : Betala Global Securities Ltd.

Scrip Code : 531530

Quarter Ended : 31-Dec-2014

M

A.:Partly paid-up Shares:	Number of Partly Paid-up Shares	As a % of total No. of Partly paid-up shares	As a % of Total no. of Shares of the Company
: Held by Promoters/ : Promoters Group : Held by Public	0 0		
: [Total-D]	0		
B.:Outstanding Conv. Securities	No.of Outstanding Securities	As a % of Total no.of Outstanding Conv-SECURITIES	As a % of Total no.of shares of the Co., assuming full conv.
: Held by Promoters/ : Promoters Group : Held by Public	0 0		
: [Total-E]	0		
C.:Warrants:	No.of warrants	As a % of Total no.of WARRANTS	As a % of Total no.of shares of the Co., assuming full conv.
: Held by Promoters/ : Promoters Group : Held by Public	0 0		
: [Total-F]	0		
Total Paid-Up Capital of the Comp assuming Full conv of warrants & Conv Securities			
: Total	1375000		



(1)(a) Statement showing ShareHolding Pattern

Name of the Company : Betala Global Securities Ltd.

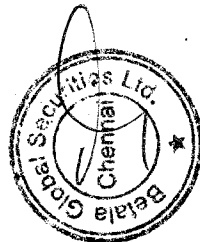
Scrip Code : 531530

Quarter Ended : 31-Dec-2014

-M

Cat of Shareholder	Num-of Holders	Total-no Shares	No-of Share in-Dmt-form	Tot-Shareholding as a (%) of tot number of share		Shares Pledged or otherwise encumbered Num of Share: As a(%)	
				as-a % of A+B	as-a % of A+B+C		
A. Promoter & its Grp:							
1: Indian							
a: Individual/Huf	1	118600	118600	8.625	8.625	0	.000
b: Central/State Gov	0	0	0			0	.000
c: Bodies Corporates	0	0	0			0	.000
d: Fins / Banks	0	0	0			0	.000
e: Any Other specify	0	0	0			0	.000
ei:-	0	0	0	:::			
ii:-	0	0	0	:::			
Sub-Total-A(1)	1	118600	118600	8.625	8.625	0	.000
2: Foreign							
a: Indv NRI/For Ind	0	0	0			0	.000
b: Bodies Corporate	0	0	0			0	.000
c: Institutions	0	0	0			0	.000
d: Qualified For Invs	0	0	0	:::			
e: Any Other Specify	0	0	0			0	.000
ei:-	0	0	0	:::			
ii:-	0	0	0	:::			
Sub-Total-A(2)	0	0	0			0	.000
Total Shareholding Promoter & Group							
Total(A)=A(1)+A(2)	1	118600	118600	8.625	8.625	0	.000

(1)(a) Statement showing ShareHolding Pattern -(cont..2)




Name of the Company : Betala Global Securities Ltd.

scrip code : 531530

Quarter Ended : 31-Dec-2014

Cat of Shareholder	Num-of -Holders	Total-no -Shares	No-of Share in-Dmt-form	Tot-Shareholding		Shares Pledged or otherwise encumbered Num of Share: As a(%)
				as-a % of A+B	as-a % of A+B+C	
B: Public Sh-Holding						
1: Institutions						
a: Mutual Funds	0	0	0			
b: Fins / Banks	0	0	0			
c: Central/State Govt	0	0	0			
d: Venture Cap Fund	1	50	50	.004	.004	
e: Insurance Comp(s)	0	0	0			
f: Foreign Ins Invest	0	0	0			
g: Foreign Ven Cap In	0	0	0			
h: Qualified For Invs	0	0	0	:::		
i: Any Other -Specify	0	0	0			
i1:-	0	0	0	:::		
i2:-	0	0	0	:::		
Sub-Total-B(1)	1	50	50	.004	.004	

(a) statement showing Shareholding Pattern (Cont..2)



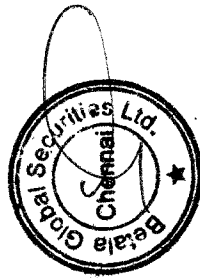
Untitled

Name of the Company : Betala Global Securities Ltd.

Scrip code : 531530

Quarter Ended : 31-Dec-2014

Cat of Shareholder	Num-of -Holders	Total-no -Shares	No-of Share in-Dmt-form	Tot-Shareholding as a (%) of tot number of share	Shares Pledged or otherwise encumbered Num of Share: As a(%)
				as-a % of A+B	as-a % of A+B+C
2: Non-Institutions					
a: Bodies Corporates	52	110519	110044	8.038	8.038
b: Individual Holding:					
i) upto Rs 1-Lac	1412	654633	569297	47.610	47.610
ii) above Rs1-Lac	16	470920	470920	34.249	34.249
c: Qualified For Invs:	0	0	0	:::	
d: Any Other -Clr-Mem:	0	0	0		
d1: -OCB	0	0	0		
d2: -NRI	6	20278	20278	1.475	1.475
Sub-Total-B(2)	1486	1256350	1170539	91.371	91.371
Total(B)=B(1)+B(2)	1487	1256400	1170589	91.375	91.375
Total (A+B)	1488	1375000	1289189	100.000	
D: Held by Custodian against Dep-Receipt:					
1: Promoter & Pro Grp:	0	0	0		0.000
2: Public	0	0	0		
Grand Total(A+B+C)	1488	1375000	1289189	100.000	




(I)(c)i Share Holding Pattern- Category -Public [1% & above]

Name of the Company : Betala Global Securities Ltd.

Scrip Code : 531530

Quarter Ended : 31-Dec-2014

Srl (inc shares full of secs) diluted capital	Ref-Key	Name of the Share Holder	Total Shares Held		Detail of warrant		Detail of Con-Sec		Total Shares underlying assuming conversion & conv as a % of share
			-Number	:As a % (A+B+C)	:Numb of Warrants Held	:As a % of Tot war of same class	:Numb of Conv Sec Held	:As a % of Tot Conver secur as a % of	
1	AGBPA8783D	ANAND MOHAN	68050	4.949	0	.000	0	.000	4.949
2	ABJPT3853C	ANITA TULSYAN	17639	1.283	0	.000	0	.000	1.283
3	ADOPD5289P	ANJANI KUMAR DHANUKA	13861	1.008	0	.000	0	.000	1.008
4	ABPPB7585B	CHHOTALAL RAMJIBHAI BHANDER	84552	6.149	0	.000	0	.000	6.149
5	AIYPM0964B	GAJENDRA JEETMAL MALU	29094	2.116	0	.000	0	.000	2.116
6	AABPJ4691H	HITESH RAMJI JAVERI	24061	1.750	0	.000	0	.000	1.750
7	AGVPM7209A	JAWHAR MUKHERJEE	25000	1.818	0	.000	0	.000	1.818
8	AAACK7991D	KLB SECURITIES PVT. LTD.	37500	2.727	0	.000	0	.000	2.727
9	ADFP8744B	KRISHNA MURARI AGRAWAL	21800	1.585	0	.000	0	.000	1.585
10	AADHK3209A	KRISHNA MURARI AGRAWAL (HUF	24300	1.767	0	.000	0	.000	1.767
11	ABPPB7586C	KUNDAN CHHOTALAL BHANDERI	20016	1.456	0	.000	0	.000	1.456
12	ADOPS5096H	M SUBRAMANYAM	16452	1.197	0	.000	0	.000	1.197
13	ACNPV6242L	MAHENDRA M VALA	39818	2.896	0	.000	0	.000	2.896
14	AIYPM0965A	NARAYAN BANWARILAL MALU	48847	3.553	0	.000	0	.000	3.553
15	ADFPJ0754L	PRAVIN KUMAR DHARAM CHAND J	16450	1.196	0	.000	0	.000	1.196
16	APGPS7977F	SIVA PARVATHI KARASALA	18400	1.338	0	.000	0	.000	1.338
16	<Totals>	-Public [1% & above]	505840	36.788	0	.000	0	.000	36.788



(I)(d) Details of Locked in Shares

Name of the Company : Betala Global Securities Ltd.

Scrip Code : 531530

Quarter Ended : 31-Dec-2014

Srl-#	Name of the Holder	Lock-Scp	%-to-Total	-Category
	- NIL -	- NIL -		
0 <Totals>	Locked in Shares	0	.000	



Untitled

(II)(b) Statement Showing Holding of Depository Receipts (DR's) where underlying Shares Held by Promoter/Prom Group are in excess of [1%] of Total SHs
Name of the Company : Betala Global Securities Ltd.

Scrip Code : 531530

Quarter Ended : 31-Dec-2014

Sri-#	Ref-Num	Name of the holder	Typ	no-of sh-under		(%)-to Total
				DRS	os-Drs	
		- NIL -				
		- NIL -				

0	<Totals>	Depository Receipts in excess of [1%]		0		.000



(I)(b) Share Holding Pattern - Category -Promoter & Promoter Group

Name of the Company : Betala Global Securities Ltd.

Scrip Code : 531530

Quarter Ended : 31-Dec-2014

-M

Srl: Con-Sec: %: Tot: :conversion of :Conver: :secur: :share	Name of the Share Holder Total Shares (inc underlying shares assuming full conversion of wers & conv secs) as a % of diluted capital	:Total Shares Held		:Pledge/otherwise Encumber		:Detail of warran		:Detail of	
		: -Number	: As a %	: -Number	: As a %	: As a %	: Numb of	: As a %	: Numb of
		: Grand-				: ofGrand:	: of Tot:	: Conv Sec	: of
		: -Total				: Total	: Held	: war of:	: Held
		: (A+B+C):				: (A+B+C):		: same	:
						: sub-cla:		: class	:
						: (I)(a):		:	:
1	ROOP CHAND BETALA	118600	8.625	0	.000	.000	0	.000	0
	.000: 8.625								
-Total Promoter & Promoter Group:		118600	8.625:	0	.000:	.000	0:	.000	0:
	.000 8.625								



Status & Sub-Status Wise Report : As on 31-Dec-2014

Codes	Status & Sub-Status Heads	Fol-Cnt	(%)	Holding-Cnt	(%)
1 00	General Public	1428	95.968	1125553	81.858
1 04	Promoters-Ind	1	.067	118600	8.625
1	* S T A T U S - T O T A L *	1429	96.035	1244153	90.483
2 01	NRI-Rep	5	.336	20153	1.466
2 02	NRI-Non-Rep	1	.067	125	.009
2	* S T A T U S - T O T A L *	6	.403	20278	1.475
4 09	Pvt Corp Bodies	52	3.495	110519	8.038
4 14	Venture Capital	1	.067	50	.004
4	* S T A T U S - T O T A L *	53	3.562	110569	8.042
	* * G R A N D - T O T A L * *	1488	100.000	1375000	100.000



Status & Sub-Status wise Report : As on 31-Dec-2014

Indian Promoters

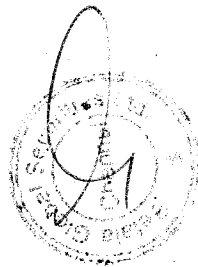
FOL/CLI#	SIGL	NAME OF THE SHARE HOLDERS	HOLDG	% TO Cap
10025462	1 04	ROOP CHAND BETALA	118600	8.625
000001	A1A	Indian Promoters	118600	8.625



Status & Sub-Status Wise Report : As on 31-Dec-2014

Private Corporate Bodies


FOL/CLI#	SIGL	NAME OF THE SHARE HOLDERS	HOLDG	% TO Cap
10004499	4 09	KLB SECURITIES PVT. LTD.	37500	2.727
16455912	4 09	SAROJANI BUILDERS PVT. LTD.	13100	.953
16776942	4 09	RAMABEN SAMANI FINANCE PVT LTD	9875	.718
22209714	4 09	PODDAR PROJECTS LTD	6825	.496
28368097	4 09	GONTERMANN PEIPERS (INDIA) LIM	6825	.496
32677022	4 09	SWAWLAMBI EDUCATIONAL TRUST	6250	.455
00096687	4 09	AROMA SECURITIES LIMITED	6000	.436
18494213	4 09	GYAN SECURITY PRESS (P) LTD	5000	.364
10010765	4 09	SPACE CORPORATION LTD.	4825	.351
00008335	4 09	RAJHANS BUSINESS AND FINANCE LI	1250	.091
00000016	4 09	CPR CAPITAL SERVICES LTD	1000	.073
01320629	4 09	MOTILAL OSWAL FINANCIAL SERVICE	962	.070
10000130	4 09	SHRI PARASRAM HOLDINGS PVT.LTD.	934	.068
13959960	4 09	HANDFUL INVESTRADE PVT LTD	875	.064
16482000	4 09	PRIMASONIC INFORMATION SOLUTION	861	.063
10445584	4 09	AMBIANCE LEASINVEST PRIVATE LIM	750	.055
00063069	4 09	VEE VEE EN SONS (EXPORTS) PRIVA	625	.045
32108952	4 09	ANGEL BROKING PRIVATE LIMITED	600	.044
10000158	4 09	M/S NOBLEMAN MANAGEMENT CONSULT	525	.038
00023645	4 09	SHREYA VYAPAAR PRIVATE LIMITED	500	.036
10018888	4 09	GUINNESS SECURITIES LIMITED	500	.036
10174815	4 09	INTELLIGENT MONEY MANAGERS PVT	500	.036
10000096	4 09	BONANZA PORTFOLIO LTD	425	.031
00000251	4 09	AJMERA ASSOCIATES LTD.	375	.027
11667689	4 09	KARVY STOCK BROKING LIMITED-DS	362	.026
000795	4 09	MOOLCHAND SECURITIES PVT LTD	350	.025
00007808	4 09	JAINAM SHARE CONSULTANTS PVT. L	323	.023
10283572	4 09	LSE SECURITIES LTD.	298	.022
02285055	4 09	RUCHIRAJ SHARES AND STOCK BROKE	249	.018
00100828	4 09	KHIMSARA SECURITIES PRIVATE LTD	247	.018
10101664	4 09	SHARPLINE TRADING CO. PVT. LTD.	243	.018
10155100	4 09	ACUMEN CAPITAL MARKET(INDIA) LT	237	.017
10285500	4 09	NAREDI INVESTMENT PVT. LTD.	200	.015
000687	4 09	KANHA FINVEST PRIVATE LIMITED	125	.009
00068717	4 09	ARCADIA SHARE AND STOCK BROKERS	125	.009
12166081	4 09	INDIA INFOLINE LIMITED	125	.009
10778462	4 09	EDELWEISS FINANCIAL ADVISORS LI	109	.008
10385219	4 09	EXCLUSIVE SECURITIES LTD	100	.007
15964855	4 09	PRISM INTERTRADE INDIA PRIVATE	100	.007
10002076	4 09	DEAL DEPOT BROKERAGE PRIVATE LI	87	.006
00010829	4 09	GIGANTIC SECURITIES LTD	80	.006
10000423	4 09	ROUTINE SECURITIES (P) LTD.	50	.004
10033190	4 09	HEMKUNT STOCK BROKING PVT. LTD	50	.004
10091246	4 09	SEEMA SECURITIES PVT. LTD.	50	.004
13796660	4 14	MAHA RASHTRA APEX CORPORATION L	50	.004
00000265	4 09	DANI SHARES AND STOCKS PVT.LTD.	25	.002
10001849	4 09	CHANDRA KIRAN SECURITIES (P) LT	25	.002
16136684	4 09	HEBE FINANCIAL SERVICES PVT. LT	25	.002
14972550	4 09	SHAREKHAN LIMITED	21	.002
00007312	4 09	RAGA FINVEST LIMITED	17	.001
10160640	4 09	INDUS PORTFOLIO PVT. LTD	11	.001
10399438	4 09	ISHA SECURITIES LIMITED	2	.000



Status & Sub-Status Wise Report : As on 31-Dec-2014

Private Corporate Bodies

FOL/CLI#	SIGL	NAME OF THE SHARE HOLDERS	HOLDG	% TO Cap
10851718	4 09	CENTRE FOR MONITORING INDIAN EC	1	.000
000053	C1A	Private Corporate Bodies	110569	8.041



Status & Sub-Status Wise Report : As on 31-Dec-2014

Nri / OCB

FOL/CLI#	SIGL	NAME OF THE SHARE HOLDERS	HOLDG	% TO Cap
14842029	2 01	SIVA PARVATHI KARASALA	18400	1.338
11731807	2 01	ANVARUDDIN MUHAMMED KUNJU	1250	.091
11168164	2 01	MANCHEM ANJANEYULU	500	.036
10596614	2 02	GEORGE SAMUEL	125	.009
11676369	2 01	KANISHKA KRISHNA SURANA	2	.000
10117804	2 01	MEENA SURANA	1	.000


000006	C3A	Nri / OCB	20278	1.475



Status & Sub-Status wise Report : As on 31-Dec-2014

List of Holders holding 01.000% & above


FOL/CLI#	NAME OF THE SHARE HOLDER	HOLDG	% Cap	Category
40741475	CHHOTALAL RAMJIBHAI BHANDERI	84552	6.149	Indian Public
40520742	ANAND MOHAN	68050	4.949	Indian Public
00264769	NARAYAN BANWARILAL MALU	48847	3.553	Indian Public
50023270	MAHENDRA M VALA	39818	2.896	Indian Public
00264754	GAJENDRA JEETMAL MALU	29094	2.116	Indian Public
10881933	JAWHAR MUKHERJEE	25000	1.818	Indian Public
10152612	KRISHNA MURARI AGRAWAL (HUF)	24300	1.767	Indian Public
20087818	HITESH RAMJI JAVERI	24061	1.750	Indian Public
10149616	KRISHNA MURARI AGRAWAL	21800	1.585	Indian Public
40758155	KUNDAN CHHOTALAL BHANDERI	20016	1.456	Indian Public
00089871	ANITA TULSYAN	17639	1.283	Indian Public
18606385	M SUBRAMANYAM	16452	1.197	Indian Public
00000344	PRAVIN KUMAR DHARAM CHAND JAIN	16450	1.196	Indian Public
10180806	ANJANI KUMAR DHANUKA	13861	1.008	Indian Public
10025462	ROOP CHAND BETALA	118600	8.625	Indian Promoter
14842029	SIVA PARVATHI KARASALA	18400	1.338	nri/Ocbs
10004499	KLB SECURITIES PVT. LTD.	37500	2.727	Pvt Corpt Bodies
000017	[01.000%] & above holders	624440	45.413	



Status & Sub-Status wise Report : As on 31-Dec-2014

List of Top (100) Holders (General)


FOL/CLI#	SIGL	NAME OF THE SHARE HOLDERS	HOLDG	% TO Cap
10025462	1 04	ROOP CHAND BETALA	118600	8.625
40741475	1 00	CHHOTALAL RAMJIBHAI BHANDERI	84552	6.149
40520742	1 00	ANAND MOHAN	68050	4.949
00264769	1 00	NARAYAN BANWARILAL MALU	48847	3.553
50023270	1 00	MAHENDRA M VALA	39818	2.896
10004499	4 09	KLB SECURITIES PVT. LTD.	37500	2.727
00264754	1 00	GAJENDRA JEETMAL MALU	29094	2.116
10881933	1 00	JAWHAR MUKHERJEE	25000	1.818
10152612	1 00	KRISHNA MURARI AGRAWAL (HUF)	24300	1.767
20087818	1 00	HITESH RAMJI JAVERI	24061	1.750
10149616	1 00	KRISHNA MURARI AGRAWAL	21800	1.585
40758155	1 00	KUNDAN CHHOTALAL BHANDERI	20016	1.456
14842029	2 01	SIVA PARVATHI KARASALA	18400	1.338
00089871	1 00	ANITA TULSYAN	17639	1.283
18600385	1 00	M SUBRAMANYAM	16452	1.197
00000344	1 00	PRAVIN KUMAR DHARAM CHAND JAIN	16450	1.196
10180806	1 00	ANJANI KUMAR DHANUKA	13861	1.008
16455912	4 09	SAROJANI BUILDERS PVT. LTD.	13100	.953
00337909	1 00	HEMANT BOHRA	10868	.790
10012478	1 00	AKHLAQUE AHMED	10112	.735
10023983	1 00	GIRDHARI LAL GUPTA	10000	.727
16776942	4 09	RAMABEN SAMANI FINANCE PVT LTD	9875	.718
10038241	1 00	LATA GUPTA	8500	.618
000851	1	PANKAJ VORA	8175	.595
10642257	1 00	GIRISH C PATEL	7635	.555
000852	1	PREETI VORA	7575	.551
000857	1	REKHA VORA	7575	.551
16434830	1 00	HARSH VARDHAN JAIN	7499	.545
00019352	1 00	SHRAWAN KUMAR RAMLAL MALU	7100	.516
22209714	4 09	PODDAR PROJECTS LTD	6825	.496
28368097	4 09	GONTERMANN PEIPERS (INDIA) LIMI	6825	.496
40914603	1 00	N JIGNESH VORA	6532	.475
00028929	1 00	BANSI CHETAN SHAH	6278	.457
20867857	1 00	IONA M PALIA	6250	.455
32677022	4 09	SWAWLAMBI EDUCATIONAL TRUST	6250	.455
00096687	4 09	AROMA SECURITIES LIMITED	6000	.436
00089886	1 00	DURGESH TULSYAN	5915	.430
11294424	1 00	CHETANYA NARULA	5750	.418
000835	1	SMITA HATE	5425	.395
00040231	1 00	PUSHKAR DUTT JALAN	5400	.393
00238000	1 00	PARUL ANIL PATEL	5300	.385
18673832	1 00	MANJULA BAI	5250	.382
10414836	1 00	RAKSHA NIKHIL MANIHAR	5000	.364
10471893	1 00	RASHMI UDDHAV THACKERAY	5000	.364
13985131	1 00	UDDHAV BAL THACKERAY (HUF)	5000	.364
18494213	4 09	GYAN SECURITY PRESS (P) LTD	5000	.364
40237012	1 00	SURENDER KUMAR M	5000	.364
10010765	4 09	SPACE CORPORATION LTD.	4825	.351
00001278	1 00	JOSEPH SEQUEIRA	4812	.350
000843	1	KANTILAL VORA	4650	.338
000846	1	MAHESH VORA	4600	.335
000854	1	RAJESH LAXMINARAYAN PANCHARIYA	4437	.323



Status & Sub-Status Wise Report : As on 31-Dec-2014

List of Top (100) Holders (General)


FOL/CLI#	SIGL	NAME OF THE SHARE HOLDERS	HOLDG	% TO Cap
10423200	1 00	RASILABEN DEEPAKBHAI GAUDANI	4436	.323
00070969	1 00	VASUDEO MALU (HUF)	4042	.294
00004826	1 00	ANAND CHHANGANI	4000	.291
14008898	1 00	TUSHAR KANTY GHOSH	3922	.285
10558219	1 00	PANKAJ D SHAH	3752	.273
16610617	1 00	JALAJ INDARSAIN BATRA	3750	.273
50608015	1 00	GADHIYA HIRJIBHAI BACHUBHAI	3508	.255
10075342	1 00	CHAIN ROOP DAGA	3500	.255
15653260	1 00	SHASHIKALA MALU	3429	.249
10279056	1 00	YASHODHAN G GARG (HUF)	3375	.245
49160830	1 00	VALA PRAKASH MAHENDRABHAI	3260	.237
00110843	1 00	SANDEEP SETHI	3250	.236
00156805	1 00	V V DURGA PRASADA RAJU	3000	.218
00874381	1 00	KIRTI KALYANJI GADECHA	3000	.218
10041526	1 00	C ASHOK KUMAR	3000	.218
10058344	1 00	JAMBU KUMAR JAIN	3000	.218
17571871	1 00	BHUPENDRA BHANSALI	3000	.218
49189925	1 00	VALA PRAMOD MAHENDRABHAI	2987	.217
40146076	1 00	DILIP KUMAR SURANA (HUF)	2762	.201
00000615	1 00	ANJU KHANNA	2750	.200
42811470	1 00	YAMINI SHALIN SHAH	2750	.200
10001859	1 00	NARASIMHA REDDY T	2675	.195
00002621	1 00	RADHE SHYAM BUNG	2500	.182
00026175	1 00	AMIT AGARWAL	2500	.182
000840	1	HIRJI T SHAH	2500	.182
000845	1	MAHENDER H SHAH	2500	.182
000849	1	NABEEL ABBAS	2500	.182
00119532	1 00	SHAMBHUDAYAL PYARELAL GUPTA	2500	.182
10022648	1 00	JUBIN P VORA	2500	.182
10219437	1 00	BINA JITENDRA RUPANI	2500	.182
11207754	1 00	V T MOORTHY	2500	.182
22107973	1 00	SANJAY KUMAR JAIN	2500	.182
32235667	1 00	RAJENDER KUMAR	2500	.182
42716185	1 00	MEENU GUPTA	2500	.182
50023255	1 00	KANTABEN J PATEL	2500	.182
11888827	1 00	DEVYANI RAJESH MULE	2493	.181
00156249	1 00	KIRITKUMAR BABULAL SHAH	2487	.181
10119394	1 00	MAFIDEVI PARASMAL CHANDAN	2287	.166
10041784	1 00	GODAVRIBEN TULSIDAS MISTRY	2250	.164
10924596	1 00	SOBHIT AGRAWAL	2250	.164
00321898	1 00	ASHMITA ANIL DUDHATRA	2081	.151
00110540	1 00	SHALINI VENUGOPAL MALU	2000	.145
00345822	1 00	MANOJ KUMAR JAIN	2000	.145
18646086	1 00	SURESH JESINGLAL MEPANI	2000	.145
20103170	1 00	DILIP B BAFNA	2000	.145
22154013	1 00	ABHAY KHICHA	1999	.145
10012265	1 00	SANWAR MAL TODI	1930	.140
00136244	1 00	DEVICA NANIK CHANDIRAMANI	1900	.138
000100		Top (100) Holders - (General)	992103	72.153



Status & Sub-Status wise Report : As on 31-Dec-2014

List of Top (50) Holders (Individual)

FOL/CLI#	SIGL	NAME OF THE SHARE HOLDERS	HOLDG	% TO Cap
40741475	1 00	CHHOTALAL RAMJIBHAI BHANDERI	84552	6.149
40520742	1 00	ANAND MOHAN	68050	4.949
00264769	1 00	NARAYAN BANWARILAL MALU	48847	3.553
50023270	1 00	MAHENDRA M VALA	39818	2.896
00264754	1 00	GAJENDRA JEETMAL MALU	29094	2.116
10881933	1 00	JAWHAR MUKHERJEE	25000	1.818
10152612	1 00	KRISHNA MURARI AGRAWAL (HUF)	24300	1.767
20087818	1 00	HITESH RAMJI JAVERI	24061	1.750
10149616	1 00	KRISHNA MURARI AGRAWAL	21800	1.585
40758155	1 00	KUNDAN CHHOTALAL BHANDERI	20016	1.456
00089871	1 00	ANITA TULSYAN	17639	1.283
18606385	1 00	M SUBRAMANYAM	16452	1.197
00000344	1 00	PRAVIN KUMAR DHARAM CHAND JAIN	16450	1.196
10180806	1 00	ANJANI KUMAR DHANUKA	13861	1.008
00337909	1 00	HEMANT BOHRA	10868	.790
10012478	1 00	AKHLAQUE AHMED	10112	.735
10023983	1 00	GIRDHARI LAL GUPTA	10000	.727
10038241	1 00	LATA GUPTA	8500	.618
000851	1	PANKAJ VORA	8175	.595
10642257	1 00	GIRISH C PATEL	7635	.555
000852	1	PREETI VORA	7575	.551
000857	1	REKHA VORA	7575	.551
16434830	1 00	HARSH VARDHAN JAIN	7499	.545
00019352	1 00	SHRAWAN KUMAR RAMLAL MALU	7100	.516
40914603	1 00	N JIGNESH VORA	6532	.475
00028929	1 00	BANSI CHETAN SHAH	6278	.457
20867857	1 00	IONA M PALIA	6250	.455
00089886	1 00	DURGESH TULSYAN	5915	.430
11294424	1 00	CHETANYA NARULA	5750	.418
000835	1	SMITA HATE	5425	.395
00040231	1 00	PUSHKAR DUTT JALAN	5400	.393
00238000	1 00	PARUL ANIL PATEL	5300	.385
18673832	1 00	MANJULA BAI	5250	.382
10414836	1 00	RAKSHA NIKHIL MANIHAR	5000	.364
10471893	1 00	RASHMI UDDHAV THACKERAY	5000	.364
13985131	1 00	UDDHAV BAL THACKERAY (HUF)	5000	.364
40237012	1 00	SURENDER KUMAR M	5000	.364
00001278	1 00	JOSEPH SEQUEIRA	4812	.350
000843	1	KANTILAL VORA	4650	.338
000846	1	MAHESH VORA	4600	.335
000854	1	RAJESH LAXMINARAYAN PANCHARIYA	4437	.323
10423200	1 00	RASILABEN DEEPAKBHAI GAUDANI	4436	.323
00070969	1 00	VASUDEO MALU (HUF)	4042	.294
00004826	1 00	ANAND CHHANGANI	4000	.291
14008898	1 00	TUSHAR KANTY GHOSH	3922	.285
10558219	1 00	PANKAJ D SHAH	3752	.273
16610617	1 00	JALAJ INDARSAIN BATRA	3750	.273
50608015	1 00	GADHIYA HIRJIBHAI BACHUBHAI	3508	.255
10075342	1 00	CHAIN ROOP DAGA	3500	.255
15653260	1 00	SHASHIKALA MALU	3429	.249
000050		Top (50) Holders - Individuals	659917	47.994



-DISTRIBUTION SCHEDULE ON SCRIP VALUE -As On :31-Dec-2014

SHARE(OR DEBENTURE) OF NOMINAL VALUE	-NUM OF HOLDERS	(%) OF HOLDERS	T O T A L A M O U N T	% OF AMT
UPTO TO 5000	1203	80.85	1960130.00	14.26
5001 TO 10000	113	7.59	874290.00	6.36
10001 TO 20000	79	5.31	1132840.00	8.24
20001 TO 30000	29	1.95	752720.00	5.47
30001 TO 40000	10	.67	357460.00	2.60
40001 TO 50000	12	.81	568020.00	4.13
50001 TO 100000	22	1.48	1519340.00	11.05
100001 TO ABOVE	70	1.34	6585200.00	47.89
* * T O T A L * *	1488	100.00	13750000.00	100.00



-DISTRIBUTION SCHEDULE ON NUMBER OF SHARES/DEBS -As On :31-Dec-2014

SHARE(OR DEBENTURE)		-NUM OF HOLDERS	(%) OF HOLDERS	T O T A L SHARES(OR DEBS)	% OF SH/DB
UPTO	TO 100	445	29.91	20316	1.48
101	TO 200	398	26.75	57417	4.18
201	TO 500	360	24.19	118280	8.60
501	TO 1000	113	7.59	87429	6.36
1001	TO 5000	130	8.74	281104	20.44
5001	TO 10000	22	1.48	151934	11.05
10001	TO 100000	19	1.28	539920	39.27
100001	TO ABOVE	1	.07	118600	8.63
* * T O T A L * *		1488	100.00	1375000	100.00

